

Foundation Programme
in Literacy, Numeracy and Skills
(FPLNS)

తెలుగు
TELUGU
GRADE 8

Educator's Guidelines

Theme 5: Music and Entertainment
Performers and Emotions

MAHATMA GANDHI INSTITUTE
under the aegis of
MINISTRY OF EDUCATION AND HUMAN RESOURCE
Republic of Mauritius

2026



Table of content

Guide to Educators.....	ii
Activity 1: Listen and sing.....	1
Activity 2: Identify the names.....	2
Activity 3: Copy the words.....	4
Activity 4: Matching.....	5
Activity 5: Spell and practise.....	6
Activity 6: Fill in the blanks	7
Activity 7: Picture labelling.....	8
Activity 8: Identify the emotions.....	10
Activity 9: Guess the emotions.....	11
Activity 10: Read the sentences.....	12
Activity 11: Paste the photo.....	13
Activity 12: Rearrange the words.....	14
Activity 13: Choose an activity and perform it.....	15

Guide to Educators

Learning Outcomes

- Recognise words related to music and entertainment.
- Use appropriate adjectives to describe the emotions.
- Read words with the correct pronunciation.
- Appreciate diverse musical styles in the local context.
- Write simple sentences using appropriate words.
- Engage in creative expression through performances.

Activities

- Matching
- Identify the names
- Fill in the blanks
- Cut and paste
- Copy the words
- Sentence reading
- Write the correct alphabets
- Spell and practise

Other Proposed Activities

- Act it out
- Emotions sorting game
- Listen and identify - short sounds/clips

Resources

- Flashcards with images
- Worksheets (matching, labelling, jumbled sentences)
- Song/audio
- Simple musical instruments or props for role-play

Portfolio Assessment

- Skills-based assessments.

Activity 1: Listen and sing.

Listening Activity:

- The Educator reads the lyrics aloud.
- The students listen and repeat.

సువ్విసువ్వి సువ్విలాలి నా సువిలాలి
నా సువరే దంచాలే సురతి యేడుగురు
గిన్నెలోని పాలు పోసి రోలుకొట్టి దంచుకొని
సువిలాలి పాడండమ్మా సువిలాలి
సఖియలందరు గూడికొని సువిలాలీ // సువ్విసువ్వి....
పసుపు ముద్ద నూరికొని వడివడి రాయండమ్మా
సువ్విలాలి పాడండమ్మా సువిలాలీ
సఖియలందరు గూడికొని సువిలాలీ // సువ్విసువ్వి....
అడవిలో పల్లెలోగా గొల్లగొల్లభామలు
గుమిగూడి ఆడతా సువిలాలీ
సువ్విలాలి పాడండమ్మా సువిలాలీ
సఖియలందరు గూడికొని సువిలాలీ // సువ్విసువ్వి....

The Educator may access the audio-visual version of the above poem/song through this link:

<https://youtu.be/NAYNfNK3p48?si=HXK9sk-iTfm6Czzj>

Activity 2: Identify the names.

Listening and Reading Activities:

- The Educator reads the list of words.
- The students identify them from the pictures.



గాయకుడు



గాయిక



నటుడు





నటి



నర్తకుడు



నర్తకి



Activity 3: Copy the words.

Reading and Writing Activities:

- The Educator asks the students to read the words.
- The students copy each word and read again.



గాయకుడు

.....


.....



నటుడు

.....

.....



నర్తకి

.....

.....



సంగీతకారుడు

.....

.....

Activity 4: Matching.

Listening and Reading Activities:

- The Educator reads aloud the words.
- The students repeat after the Educator and match the words with the corresponding pictures.



నటుడు



గాయకుడు



నటి



గాయిక

Activity 5: Spell and practise.

Reading and Listening Activities:

- The Educator spells the alphabets and asks the students to repeat.
- The Educator pays attention to the pronunciation and corrects accordingly.
- The students spell and practise repeatedly.



వేణువు - వే + ణు + వు



వీణ - వీ + ణ



తాళం - తా + లం



నటుడు - న + టు + డు



గాయిక - గా + యి + క

Activity 6: Fill in the blanks.

Writing and Reading Activities:

The students:

- choose the missing alphabets from the brackets and fill in the blanks.
- read the words.



డ.....



.....ట.....



గా..... కు.....



....ణ




వేణు.....

Activity 7: Picture labelling.

Reading Activity:

- The students cut the following words and paste them next to the appropriate pictures on page 9.








Activity 8: Identify the emotions.

Listening Activity:


- The Educator reads the different emotions corresponding to the pictures.
- The students listen and repeat several times.




ఆనందం




దుఖం



కోపం



ఆశ్చర్యం



భయం

Activity 9: Guess the emotions.

Speaking Activity:


- The Educator shows an emoji and asks the students to guess the appropriate emotion orally.
- The students circle the correct emotion.
- Repeat the activity for all emojis.



(దుఖం, ఆనందం, కోపం)




(దుఖం, ఆనందం, కోపం)



(దుఖం, ఆనందం, కోపం)



(ఆశ్చర్యం, ఆనందం, కోపం)



(భయం, ఆశ్చర్యం, దుఖం)

Activity 10: Read the sentences.

Reading Activity:

- The Educator reads the sentences aloud.
- The students repeat the sentences.
- The Educator pays attention to the pronunciation, intonation and fluency.
- The students read by themselves under the guidance of the Educator.

నేను గాయకుణ్ణి.

అతను మంచి నటుడు.

మేం సంగీతం వింటాం.

వాళ్లకు ఈ పాట అంటే ఇష్టం.

నర్తకులు అనందంగా నృత్యం చేస్తున్నారు.


Activity 11: Paste the photo.

Speaking Activity:

- The Educator guides the students to search, cut and paste the picture of his/her favourite Telugu actor/actress or singer.
- The students paste the picture on this page.

The Educator asks the following questions:

౧. నటుడిని పేర్కొనండి.
౨. నటుడు ఎక్కడ ఉంటాడు?
౩. ఆయన అంటే మీకు ఇష్టమా? ఎందుకు?
౪. ఏ సినిమాలో నటించాడు?
౫. అతను ఏ పాట పాడాడు?
౬. మీకిష్టమైన పాట పాడండి!



Activity 12: Rearrange the words.

Reading and Writing Activities:

- The Educator asks the students to read the words.
- The students rearrange the words to form sentences orally.
- The students write the words in order and read aloud the sentences with the help of the Educator.

౧. గాయకుణ్ణి - నేను

.....

౨. అతను - నటుడు - మంచి

.....

౩. సంగీతం - మేం - వింటాం

.....

౪. ఇష్టం - పాట - ఈ - చాల - వాళ్లకు - అంటే

.....

౫. చేస్తున్నారు - అనందంగా - నర్తకులు - నృత్యం

.....

Activity 13: Choose an activity and perform it.

Speaking Activity:

- The Educator asks the students to choose one speaking activity from the list provided.
- Each student (or pair/group, depending on your class setup) will perform their chosen activity in front of the class or in smaller groups.
- The Educator encourages active listening.

- Sing a song in your language.
- Role-play a short skit in your language.
- Draw a poster of Music Day Celebration at school and speak about it.